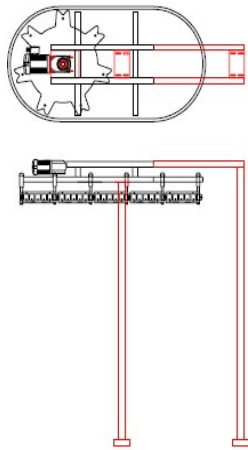


# LUXE WARDROBE AUTOMATION

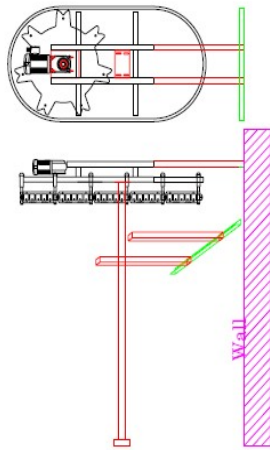
## CONVEYOR INSTALLATION OPTIONS

### SINGLE AND DOUBLE TIER STANDARD OVAL CONVEYORS

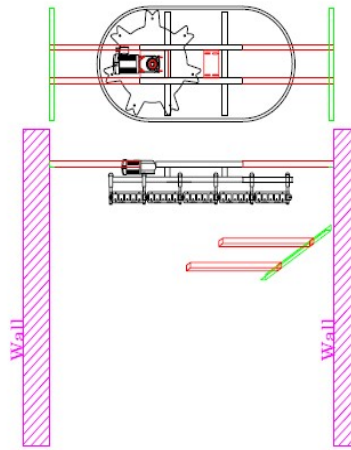
2 FLOOR SUPPORTS



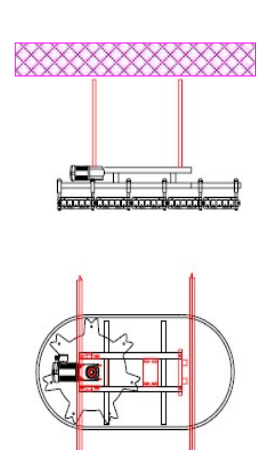
1 FLOOR SUPPORT  
1 WALL MOUNT



2 WALL MOUNTS



CEILING SUPPORTS



6' & 7' CONVEYORS

- ONE CEILING MOUNT
- TWO WALL MOUNTS  
OUTSIDE CONVEYOR
- TWO FLOOR SUPPORTS  
ONE INSIDE-ONE OUTSIDE  
CONVEYOR

8', 9', & 10' CONVEYORS

- ONE CEILING MOUNT
- TWO WALL MOUNTS  
OUTSIDE CONVEYOR
- TWO FLOOR SUPPORTS  
INSIDE CONVEYOR
- ONE FLOOR SUPPORT,  
ONE WALL MOUNT

11' THROUGH 14' CONVEYORS  
(2 PIECE UNITS)

- ONE CEILING MOUNT
- THREE FLOOR SUPPORTS  
INSIDE CONVEYOR
- ONE FLOOR SUPPORT  
INSIDE CONVEYOR, TWO

THERE IS NO MAXIMUM LENGTH CONVEYOR.

*CONVEY YOUR STYLE.*